

Juvenile Justice Policy and Data Board

CBI Subcommittee

Virtual Meeting

May 19, 2022

1:00-2:30pm

Agenda

1. Welcome and Introductions
2. Review/Approval of April meeting minutes
3. OCA/CAFL CRA Case File : Data Presentation & Discussion
4. Discussion re: CRA Services

CRA Case File Review: Background

Purpose: to better understand CRA cases, the needs of youth with CRA cases, and the services provided to them.

Collect data on services for youth with a CRA petition including:

1. Youth service/interventions **needs** as identified by a CAFL social worker
2. The services/interventions youth **received** through the CRA process as identified by a CAFL social worker
3. The reason why a **discrepancy** existed between the identified needs and what youth received, if applicable.
4. Demographics and general case processing questions

CRA Case File Review: Background (cont'd)

- Web-based survey created in partnership with CAFL stemming from summer research by an OCA Rappaport fellow
- List of 48 possible interventions across 5 categories:
 1. Mental health, physical health and disability related services
 2. Family supports and basic needs
 3. Mentoring and enrichment programs
 4. Education and employment
 5. Out of home placements
- CAFL social workers across 10 area offices were asked to randomly select 10 CRA cases that closed in 2020 or 2021 and input the data prompted on the survey
- Data was collected between 1/21/22 through 3/18/2022

Caution Interpreting Results



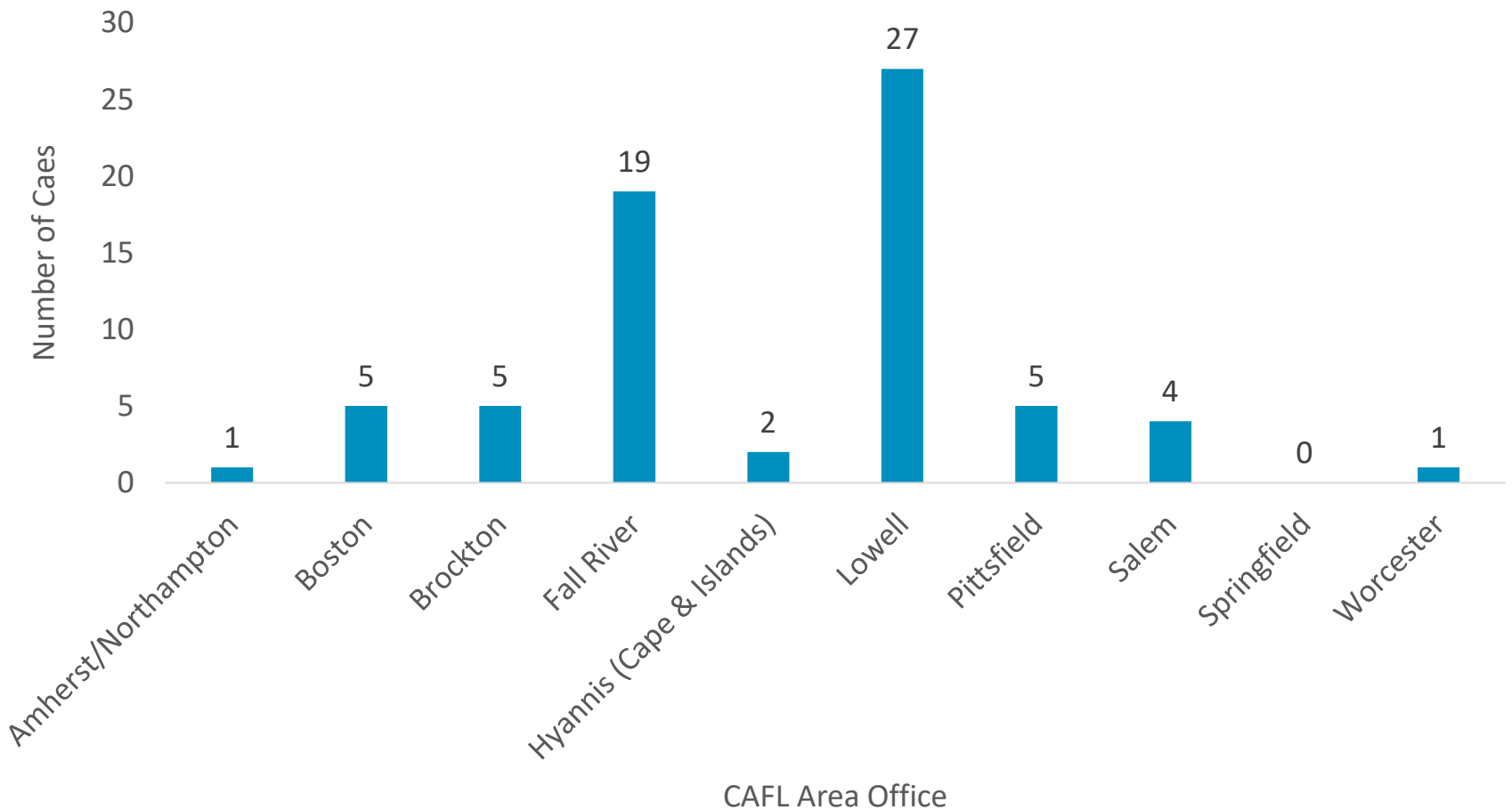
The following data **should not be overgeneralized or overstated**. The data presented is based on a nonrepresentative sample of 69 CRA cases that closed between 2020 and 2021.

The following findings should be viewed **in combination with** the research the CBI Subcommittee has done on the CRA system and the qualitative interviews the OCA conducted.

CRA Case File Review: Results

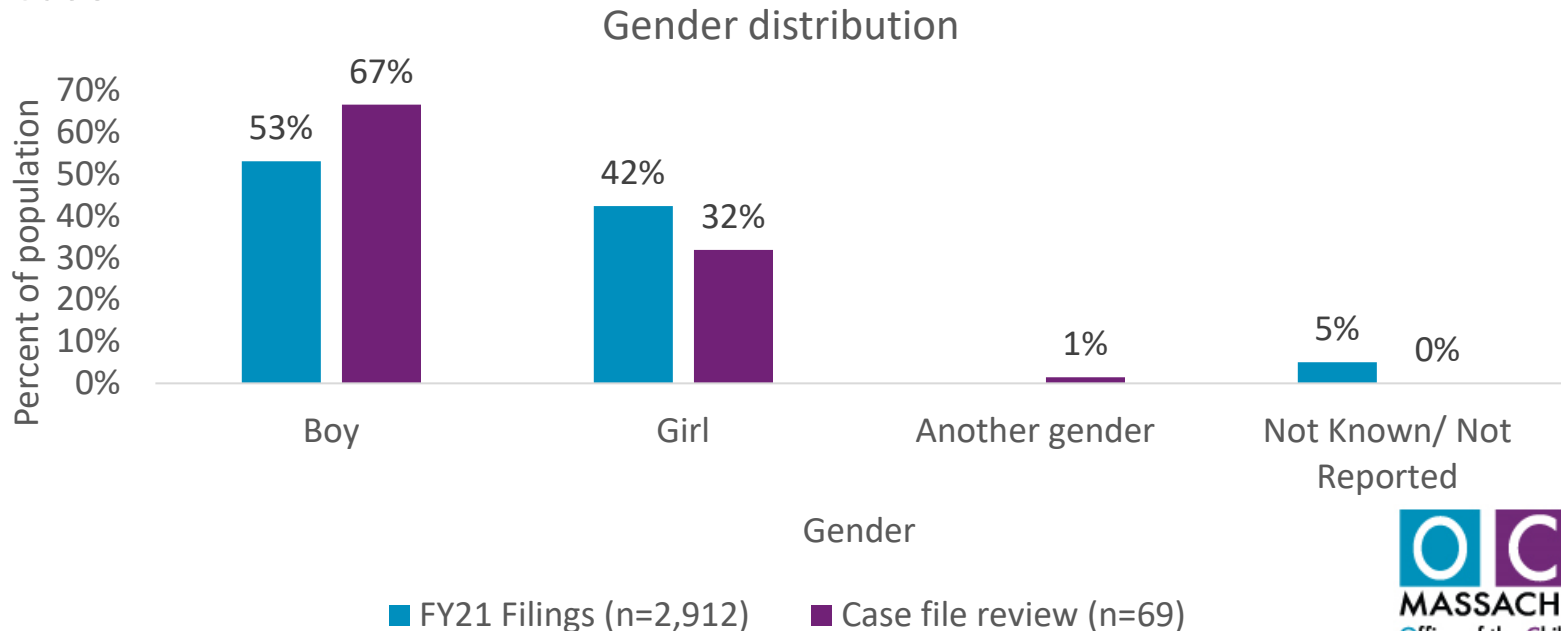
CRA Cases were Reported in 9 CAFL Area Offices

A total of 69 cases were reviewed

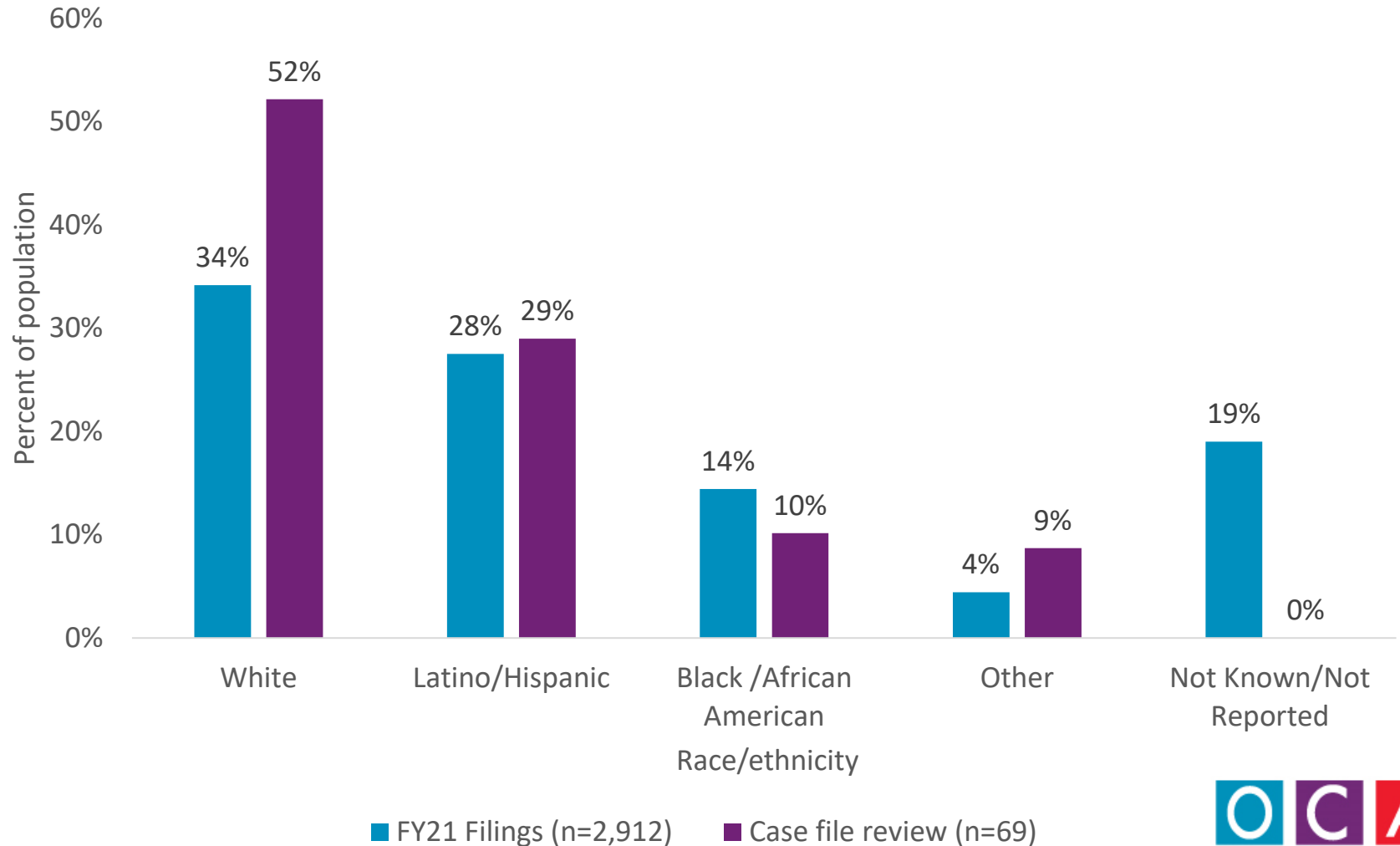


Demographics of Youth: Age and Gender

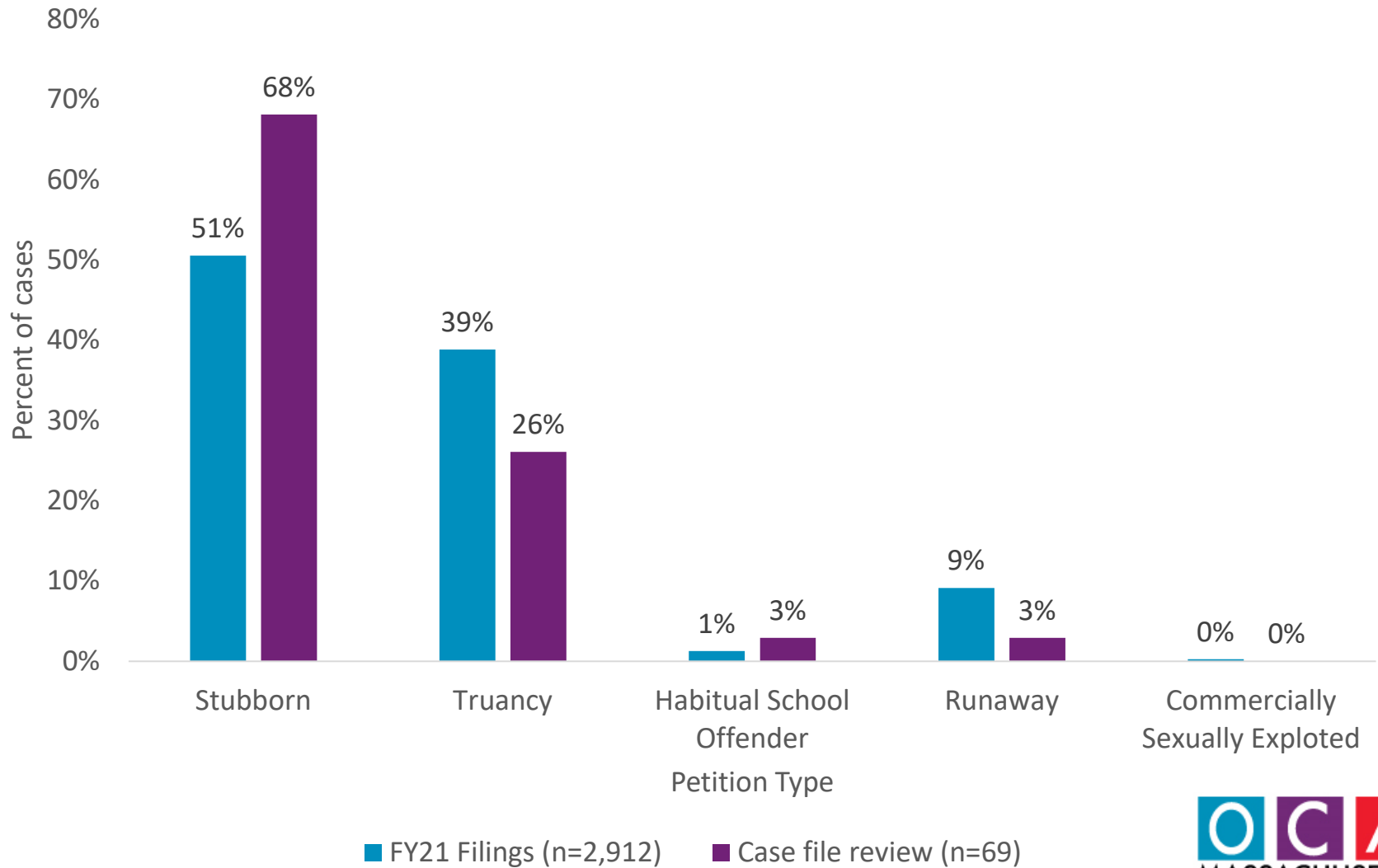
- Between 7 and 17 years old (Avg. = 14.1, Median= 14)
- Girls were the subject of 32% (n=22) of cases, boys were the subject of 67% (n=46) cases and one case entered was for a youth who identified as genderqueer. One youth identified as transgender during their open CRA Case.



Demographics of Youth: Race/Ethnicity



CRA Petition Types



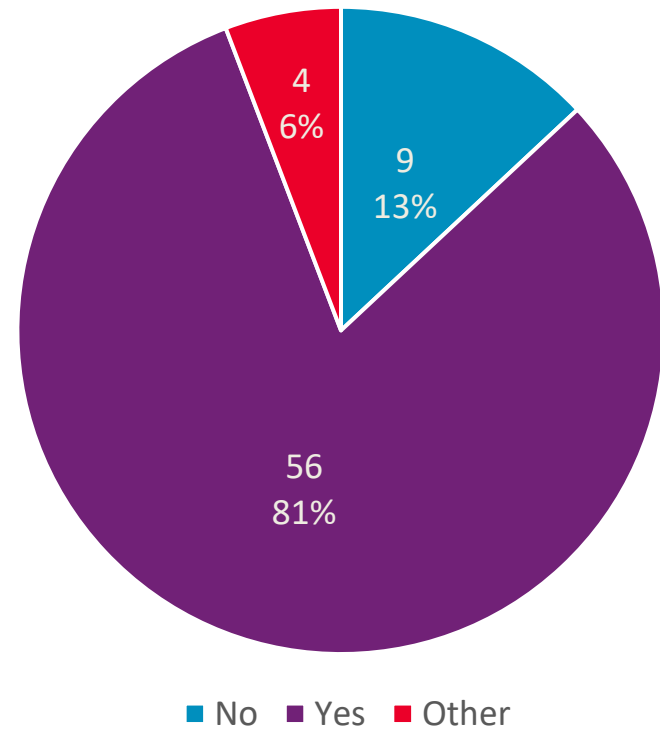
The CRA Case Process

- 39% (n=27) of cases stayed *informal*
- In at least* 28% (n=19) of cases, the case reviewed was not the first CRA petition for the youth
- Over a third (36%, n=25) of the cases lasted longer than a year from the time the CRA was filed to the time it was closed

How long did the case take from filing date through case closure?		
Answer Choices	Responses	%
Less than 90 days	7	10%
91-180 days	20	29%
181-270 days	12	17%
271-360 days	5	7%
360+ days	25	36%

*Respondents were unsure if this was the youth's first CRA petition in 20% (n=14) of cases

Based on your professional opinion, did the youth in this case need any services or interventions to prevent future juvenile court involvement?



Mental Health, Physical Health and Disability Related Services were Identified as Supports Needed in 93% (n=63) of cases

What types of mental, physical health and/or disability related services/interventions did you believe this youth needed to support them, their family and prevent future court involvement?
(Check all that apply)

Response Options	All Petition Types
In-Home Therapy (IHT)/ In-Home Behavioral Service (IHBS)	36
Outpatient Mental Health Consultation/Therapy (e.g., Psychotherapy CBT, DBT, SFT)	35
Psychiatry Consultation/Assessment	33
Intensive Care Coordinator (ICC)	28
School-based Counseling/ Therapy	26
Neuropsychological Consultation/Assessment	20
Medical/Physical Health Services	6
Mobile Crisis Intervention	6
Applied Behavioral Analysis (ABA)	4
Occupational Therapy/Physical Therapy/Speech Pathology	4
Substance Use Recovery Outpatient Program/Substance Use Support groups	4
MHAP 4 KIDS Referral	1
No determined service/intervention in this category	5

More than Half of the Youth were Identified as Needing IHT/IHBS or Outpatient Therapy

What types of mental, physical health and/or disability related services/interventions did you believe this youth needed to support them, their family and prevent future court involvement? (Check all that apply)

Response Options	% of All Petitions (n=69)	% of Community-Based (n=49)	% of School-Based (n=20)
In-Home Therapy (IHT)/ In-Home Behavioral Service (IHBS)	52%	51%	55%
Outpatient Mental Health Consultation/Therapy (e.g., Psychotherapy CBT, DBT, SFT)	51%	45%	65%
Psychiatry Consultation/Assessment	48%	51%	40%
Intensive Care Coordinator (ICC)	41%	43%	35%
School-based Counseling/ Therapy	38%	41%	30%
Neuropsychological Consultation/Assessment	29%	37%	10%
Medical/Physical Health Services	9%	8%	10%
Mobile Crisis Intervention	9%	12%	0%
Applied Behavioral Analysis (ABA)	6%	4%	10%
Occupational Therapy/Physical Therapy/Speech Pathology	6%	6%	5%
Substance Use Recovery Outpatient Program/Substance Use Support groups	6%	8%	0%
MHAP 4 KIDS Referral	1%	0%	5%
No determined service/intervention in this category	7%	4%	15%

Family Supports and Basic Needs were Identified as Supports Needed in 83% (n=57) of Cases

What types of family/basic needs services/interventions did you believe this youth needed to support them, their family and prevent future court involvement? (Check all that apply)

Response Options	All Petition Types
Family-based Therapy	49
Parent Classes/Coaching/Support Groups	23
Family Activities	11
Health Insurance Assistance	4
Transportation	3
Clothing/Food Resources	2
Other	2
Childcare for Siblings	1
Housing/Shelter Services	1
Mediation	0
No determined service/intervention in this category	12

Almost Three-Quarters of the Youth were Identified as Needing Family Based Therapy

What types of family/basic needs services/interventions did you believe this youth needed to support them, their family and prevent future court involvement? (Check all that apply)

Response Options	% of All Petitions (n=69)	% of Community-Based (n=49)	% of School-Based (n=20)
Family-based Therapy	71%	80%	50%
Parent Classes/Coaching/Support Groups	33%	24%	55%
Family Activities	16%	18%	10%
Health Insurance Assistance	6%	2%	15%
Transportation	4%	4%	5%
Clothing/Food Resources	3%	4%	0%
Other	3%	2%	5%
Childcare for Siblings	1%	2%	0%
Housing/Shelter Services	1%	0%	5%
Mediation	0%	0%	0%
No determined service/intervention in this category	17%	16%	20%

Mentoring and Enrichment Programs Were Identified as Supports Needed in 77% (n=53) of Cases

What types of mentoring/enrichment programs services/interventions did you believe this youth needed to support them, their family and prevent future court involvement? (Check all that apply)

Response Options	All Petition Types
Mentoring (peer, therapeutic, support groups, streetworkers, navigator programs)	47
Clubs/student government/sports	15
Community Leadership /Empowerment/Advocacy Groups	4
Volunteering/ Community Service	3
No determined service/intervention in this category	16

More than Two-Thirds of the Youth were Identified as Needing Mentoring Supports

What types of mentoring/enrichment programs services/interventions did you believe this youth needed to support them, their family and prevent future court involvement? (Check all that apply)

Response Options	% of All Petitions (n=69)	% of Community-Based (n=49)	% of School-Based (n=20)
Mentoring (peer, therapeutic, support groups, streetworkers, navigator programs)	68%	65%	75%
Clubs/student government/sports	22%	18%	30%
Community Leadership /Empowerment/Advocacy Groups	6%	6%	5%
Volunteering/ Community Service	4%	4%	5%
No determined service/intervention in this category	23%	24%	20%

Education and Employment Services were Identified as Supports Needed in 68% (n=47) of Cases

What types of education/employment services/interventions did you believe this youth needed to support them, their family and prevent future court involvement?
(Check all that apply)

Response Options	All Petition Types
IEP/504 Evaluation/Plan	32
Attendance meetings/ Truancy Prevention Programs	21
Tutoring	8
Employment	6
Workforce Development Programs/Internships/Apprenticeships	6
College Prep Programs	5
Other	3
GED/HiSet prep/test	1
No determined service/intervention in this category	22

Almost Half of the Youth were Identified as Needing an IEP/504 Plan

What types of education/employment services/interventions did you believe this youth needed to support them, their family and prevent future court involvement? (Check all that apply)

Response Options	% of All Petitions (n=69)	% of Community-Based (n=49)	% of School-Based (n=20)
IEP/504 Evaluation/Plan	46%	41%	60%
Attendance meetings/ Truancy Prevention Programs	30%	12%	75%
Tutoring	12%	6%	25%
Employment	9%	10%	5%
Workforce Development Programs/Internships/Apprenticeships	9%	10%	5%
College Prep Programs	7%	6%	10%
Other	4%	2%	10%
GED/HiSet prep/test	1%	2%	0%
No determined service/intervention in this category	32%	43%	5%

Out of Home Placement was Identified as a Need in 54% (n=37) of Cases

What types of out of home placements did you believe this youth needed to support them, their family and prevent future court involvement? (Check all that apply)	
Response Options	All Petition Types
Alternative/ Therapeutic School Placement (i.e., collaborative school, Recovery High Schools)	20
Intensive Foster Homes (IFC/CFC)	9
Residential Program/Group Home Care	9
Community Based Acute Treatment (CBAT-hospitalization setting)	7
Intensive Residential Treatment Programs (IRTP)	7
Respite	7
DCF Foster Care	5
Inpatient Hospitalization	5
Short Term Assessment and Rapid Reintegration (STARR) Placement	4
Partial hospitalization/Day Program	1
Substance Use Recovery Inpatient Program	0
No determined service/intervention in this category	32

29% of the Youth were Identified as Needing an Alternative/Therapeutic School Placement

What types of out of home placements did you believe this youth needed to support them, their family and prevent future court involvement? (Check all that apply)

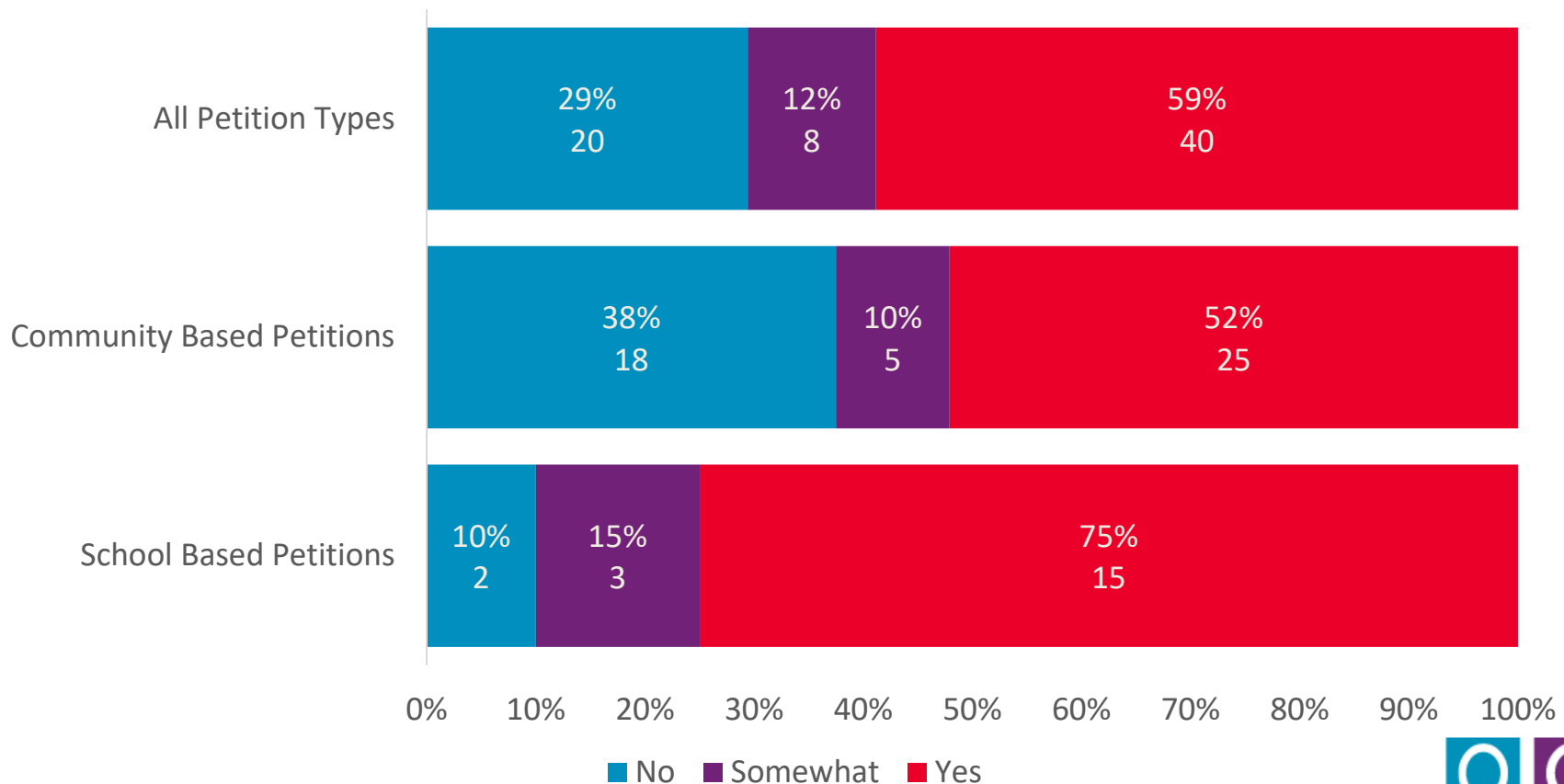
Response Options	% of All Petitions (n=69)	% of Community-Based (n=49)	% of School-Based (n=20)
Alternative/ Therapeutic School Placement (i.e., collaborative school, Recovery High Schools)	29%	29%	30%
Intensive Foster Homes (IFC/CFC)	13%	16%	5%
Residential Program/Group Home Care	13%	18%	0%
Community Based Acute Treatment (CBAT-hospitalization setting)	10%	12%	5%
Intensive Residential Treatment Programs (IRTP)	10%	14%	0%
Respite	10%	12%	5%
DCF Foster Care	7%	8%	5%
Inpatient Hospitalization	7%	10%	0%
Short Term Assessment and Rapid Reintegration (STARR) Placement	6%	8%	0%
Partial hospitalization/Day Program	1%	2%	0%
Substance Use Recovery Inpatient Program	0%	0%	0%
Other	0%	0%	0%
No determined service/intervention in this category	46%	41%	60%



1. What **surprised** or stuck out to you in the data presented so far?
2. What questions do you still have about the types of services youth with CRAs may need?

How frequently was there a discrepancy between needs and services provided?

Percent of Cases



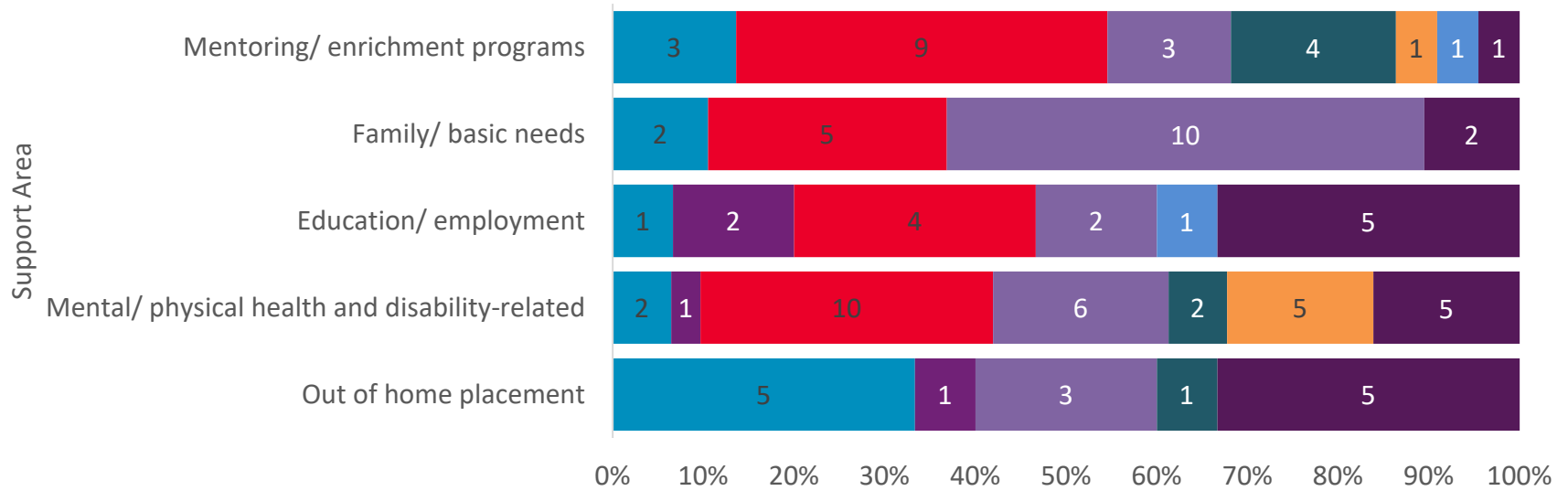
How frequently was there a discrepancy between needs and services provided?

Need Area	# Identified as Needing Support in this Area	# of Cases that Received Support in this Area*
Mentoring and enrichment programs	53	20
Family supports and basic needs	57	33
Education and employment	47	35
Mental health, physical health and disability related	63	48
Out of home placements	37	30

*who also had an identified need in the area

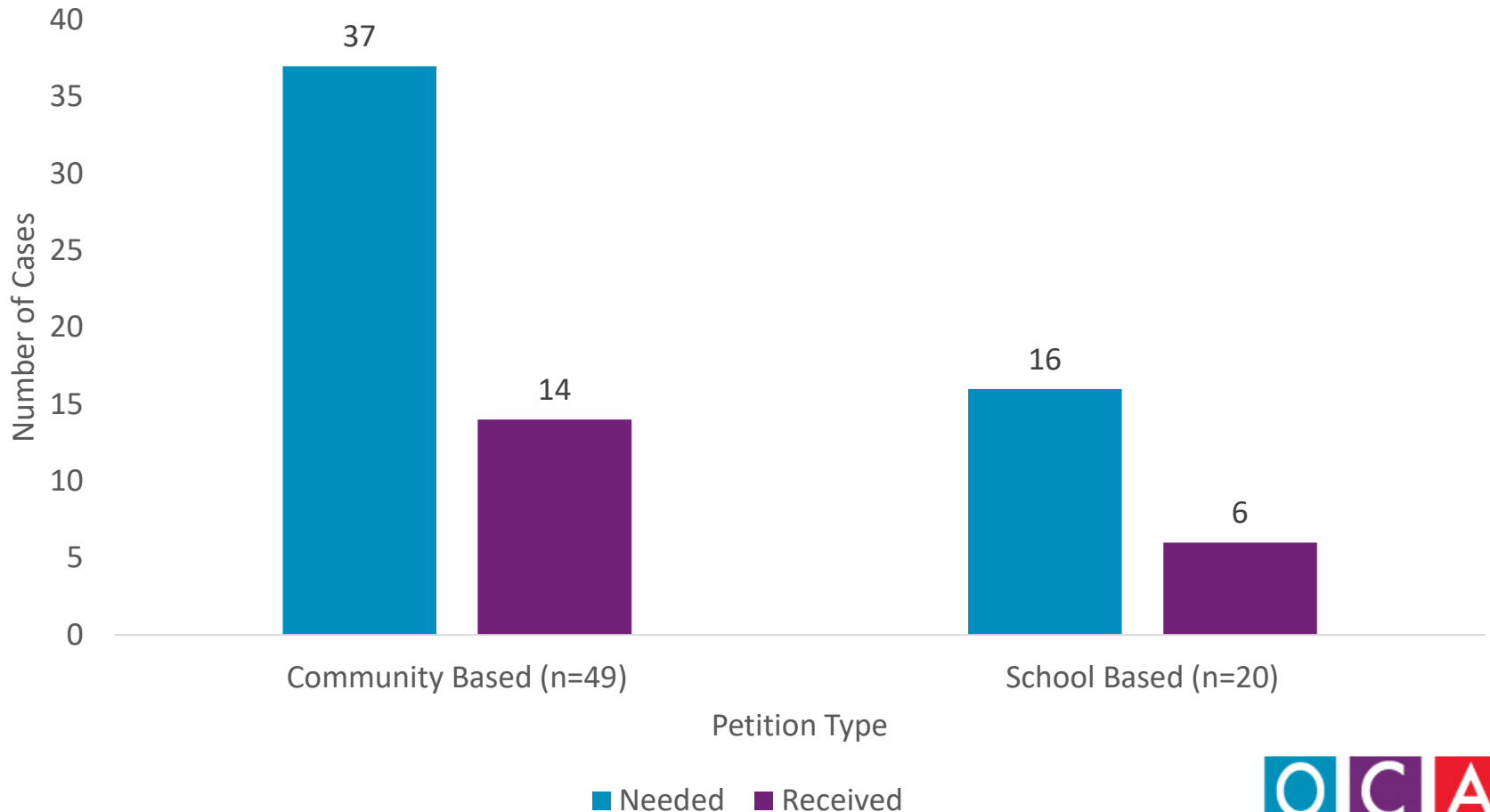
Reasons for Discrepancy

Reason for Discrepancy by Need Area

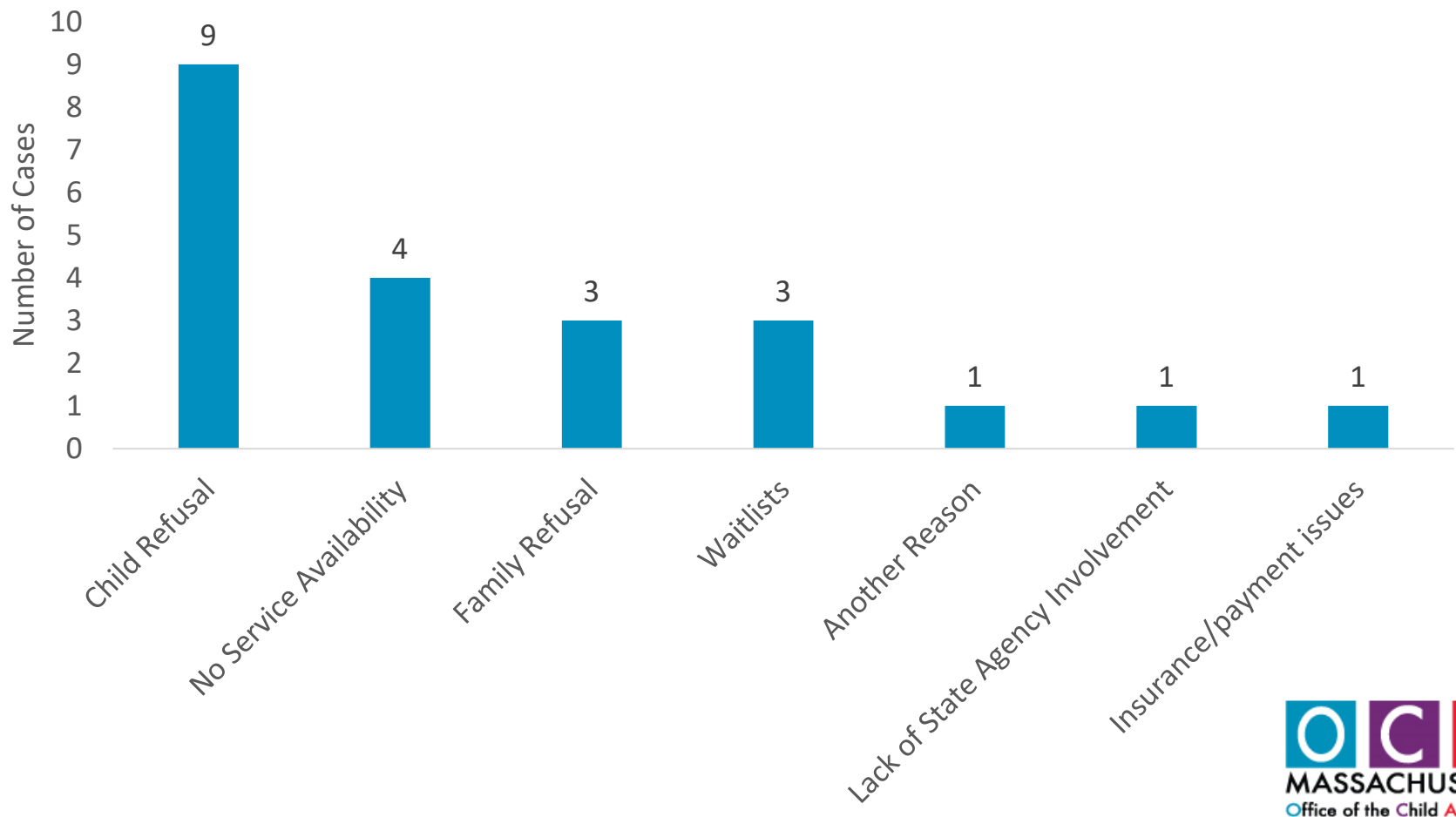


	Out of home placement	Mental/ physical health and disability-related	Education/ employment	Family/ basic needs	Mentoring/ enrichment programs
■ Waitlists	5	2	1	2	3
■ School refusal/ disagreement	1	1	2	0	0
■ Child refusal	0	10	4	5	9
■ Family refusal	3	6	2	10	3
■ No service availability in the area	1	2	0	0	4
■ Insurance/payment issues	0	5	0	0	1
■ Lack of state agency involvement	0	0	1	0	1
■ Another reason	5	5	5	2	1

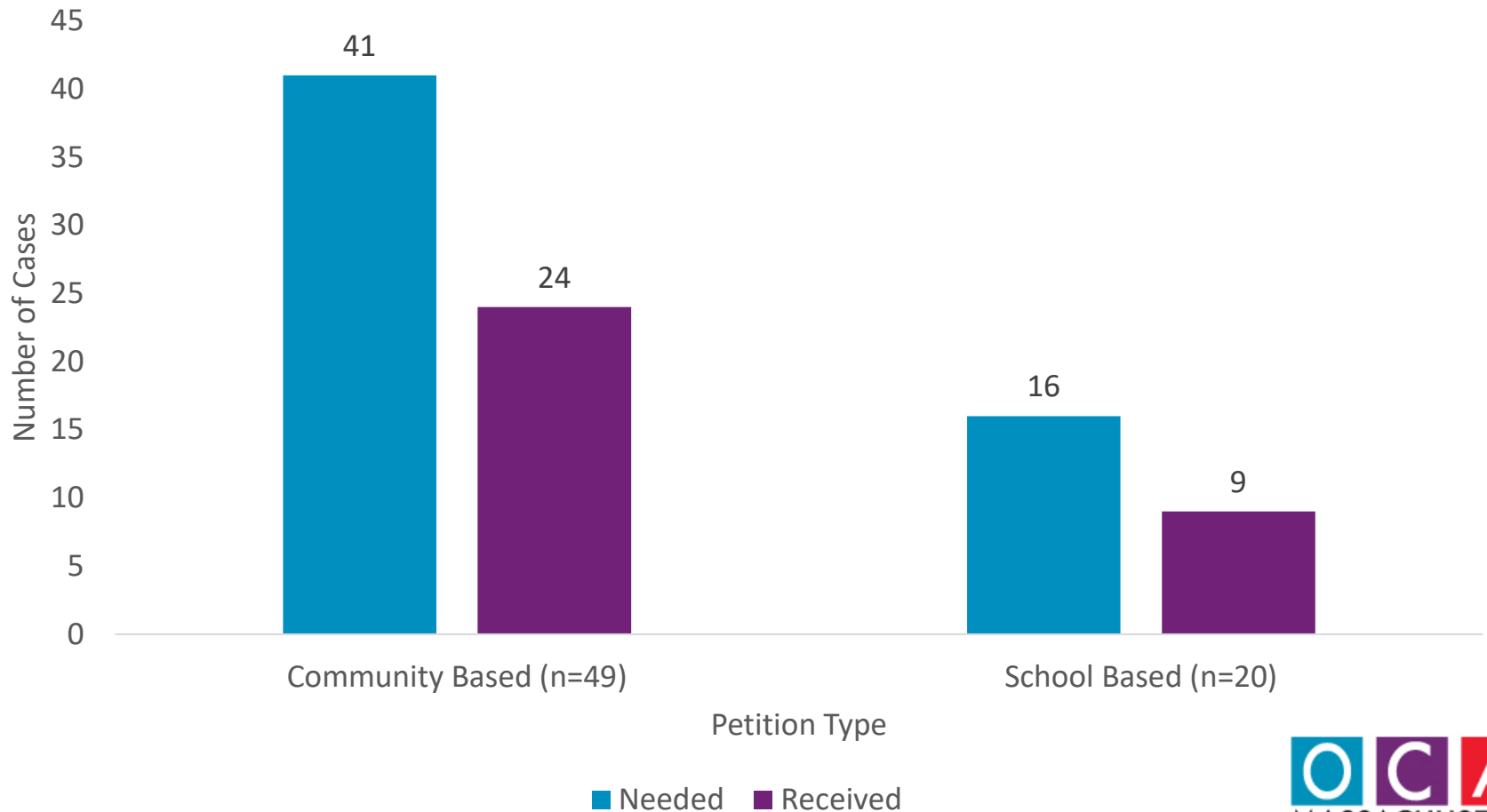
62% of Cases that Needed Mentoring/ Enrichment Supports Did Not Receive Them



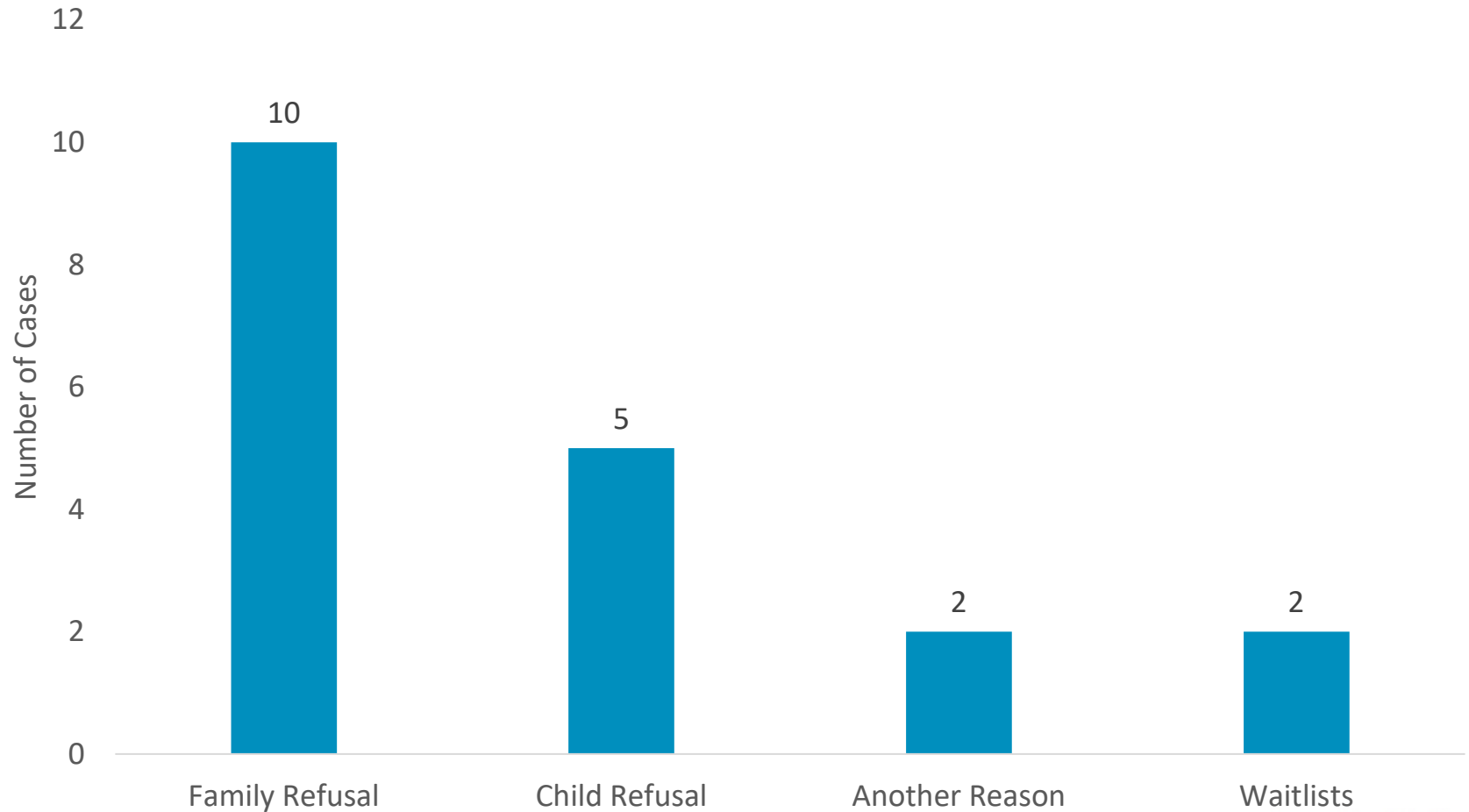
Reasons for Discrepancy: Mentoring/Enrichment Supports



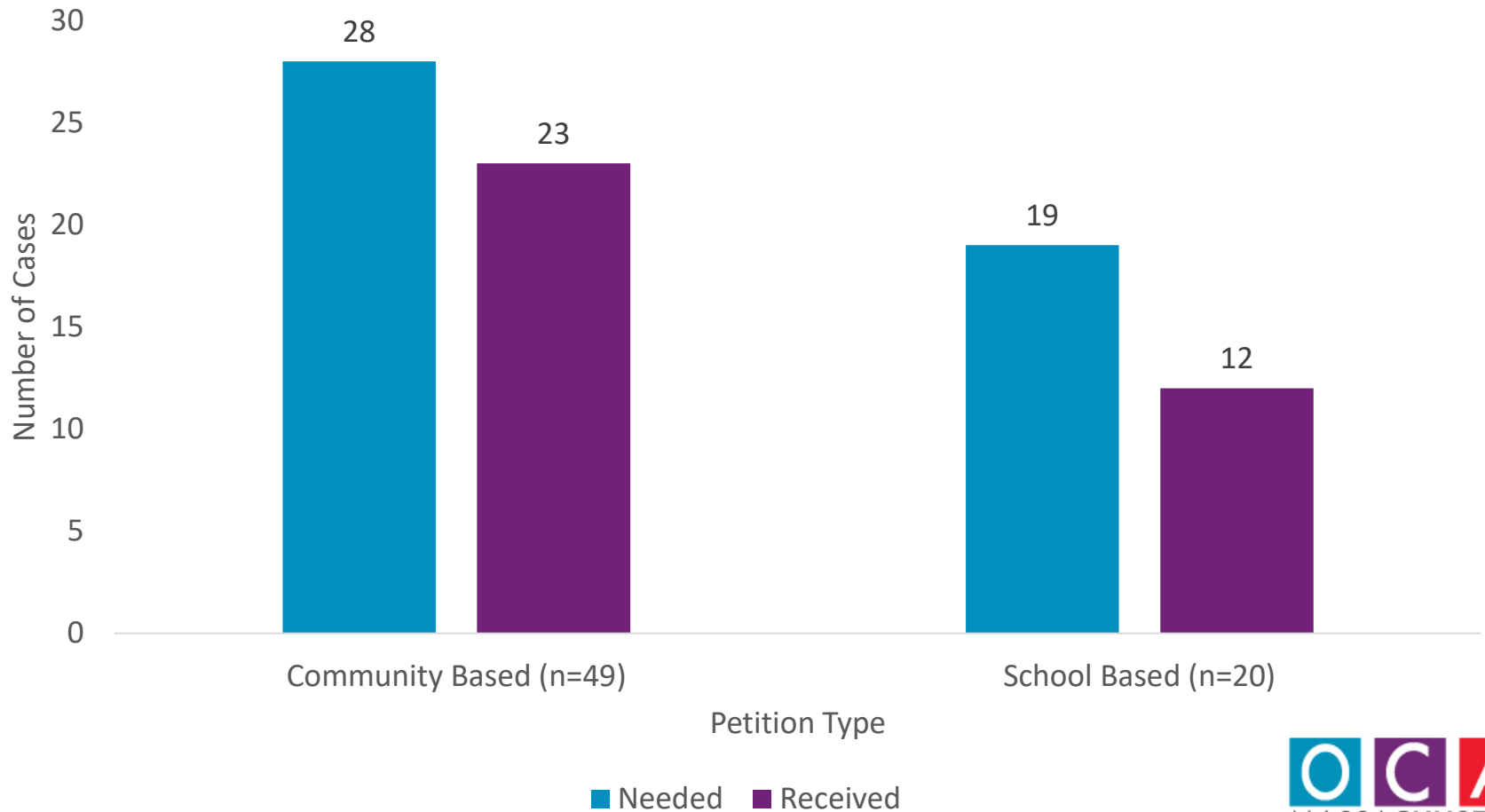
42% of Cases that Needed Family/Basic Needs Supports Did Not Receive Them



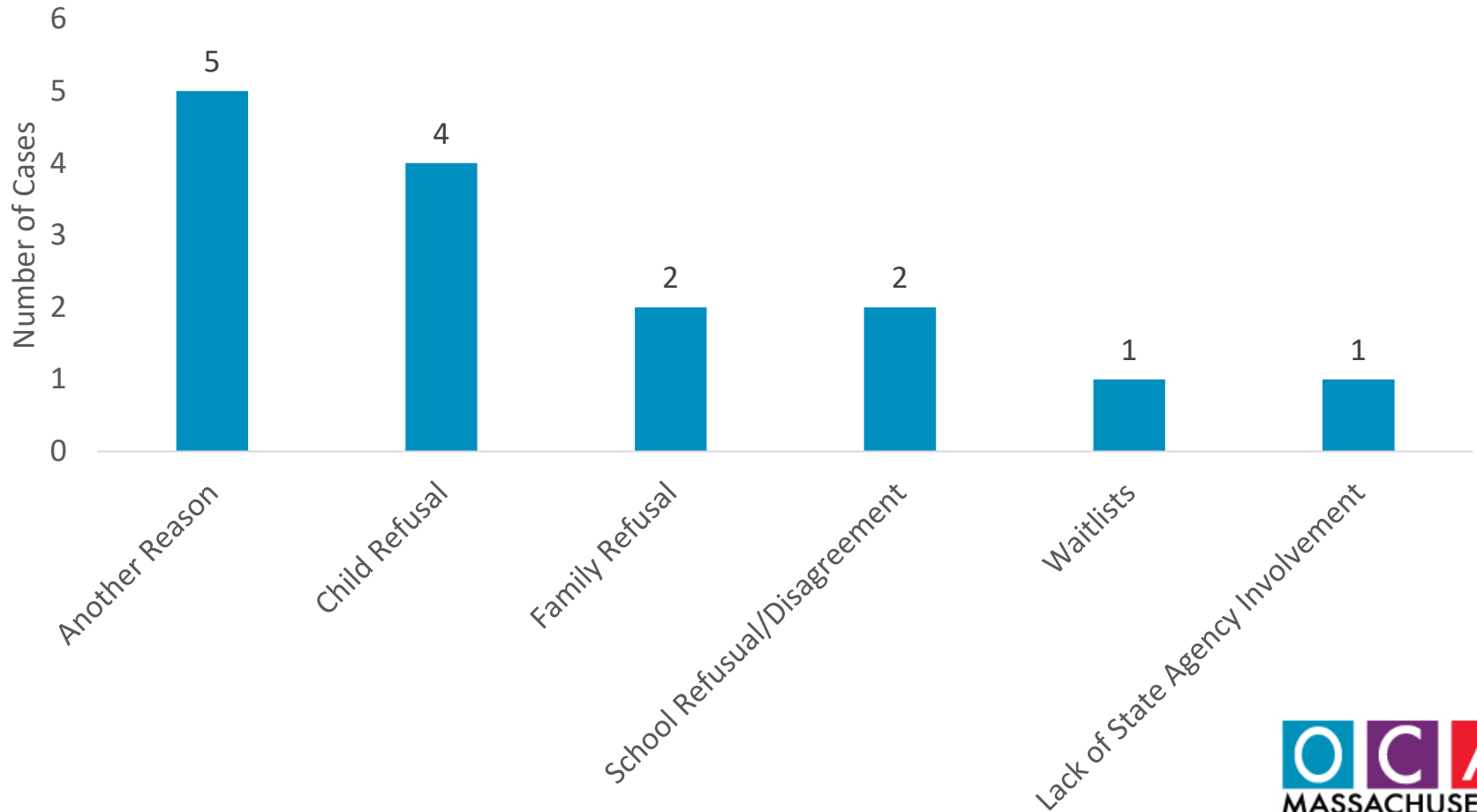
Reasons for Discrepancy: Family/Basic Needs



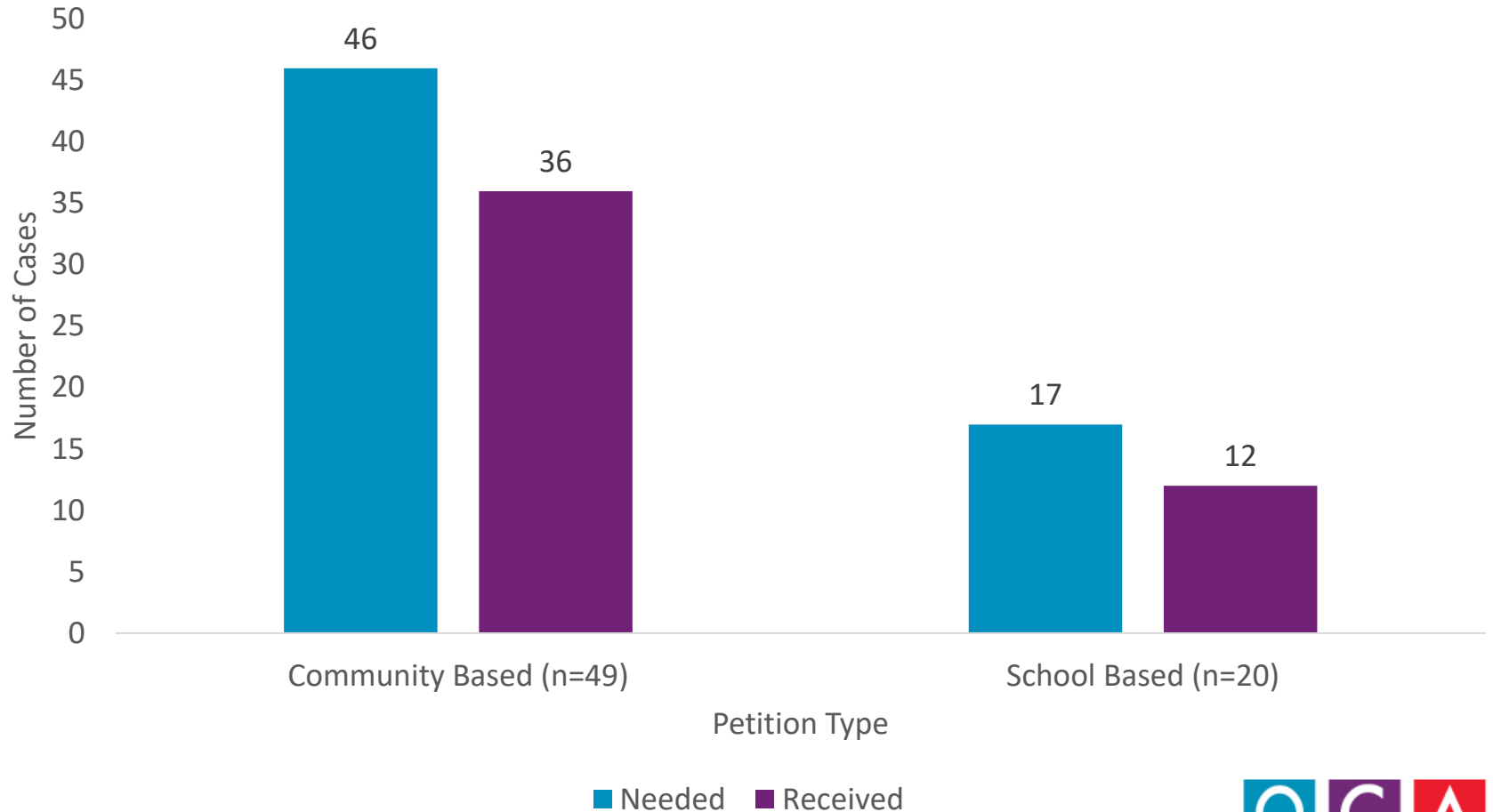
26% of Cases that Needed Education/ Employment Supports Did Not Receive Them



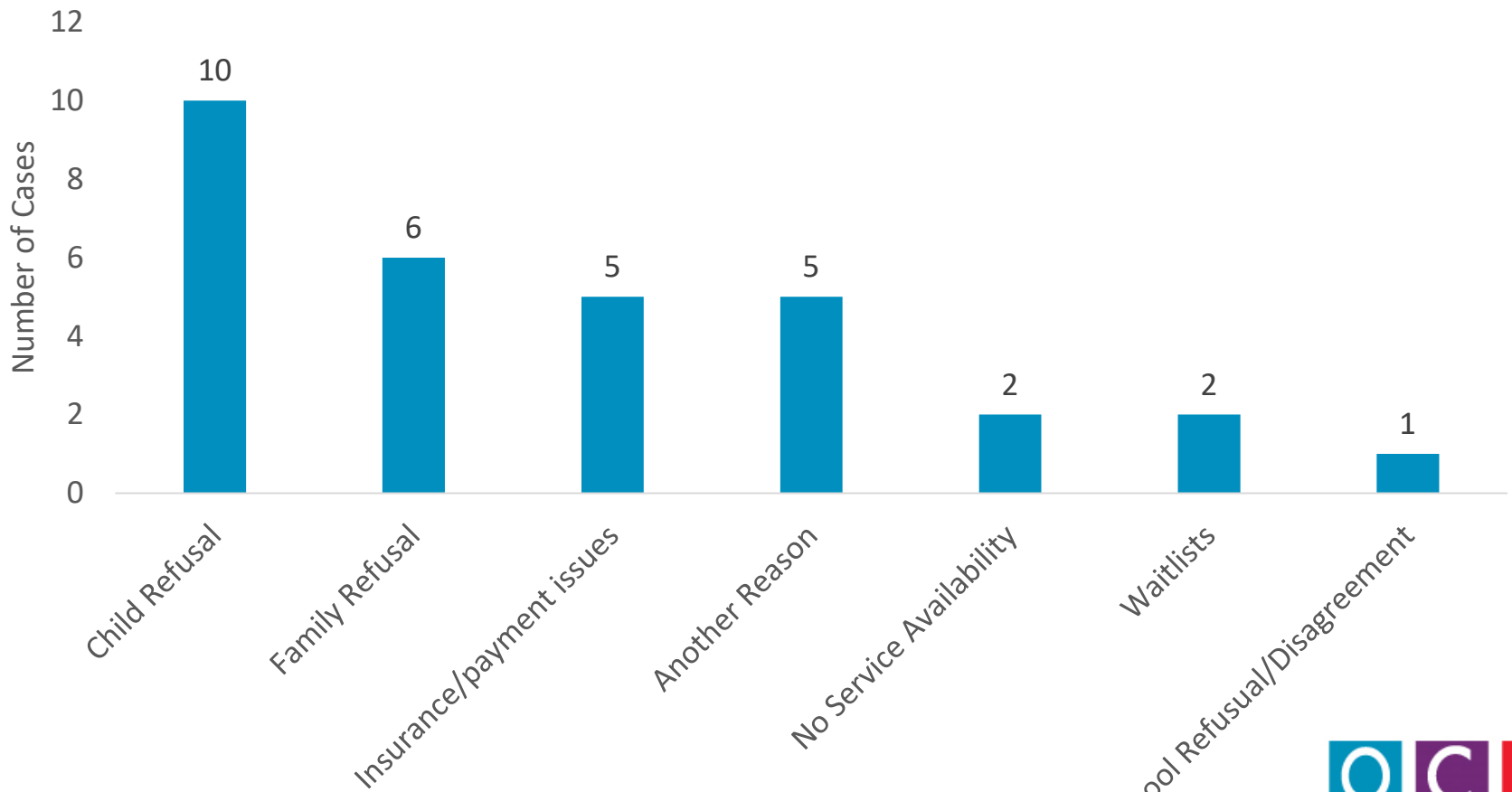
Reasons for Discrepancy: Education/Employment Supports



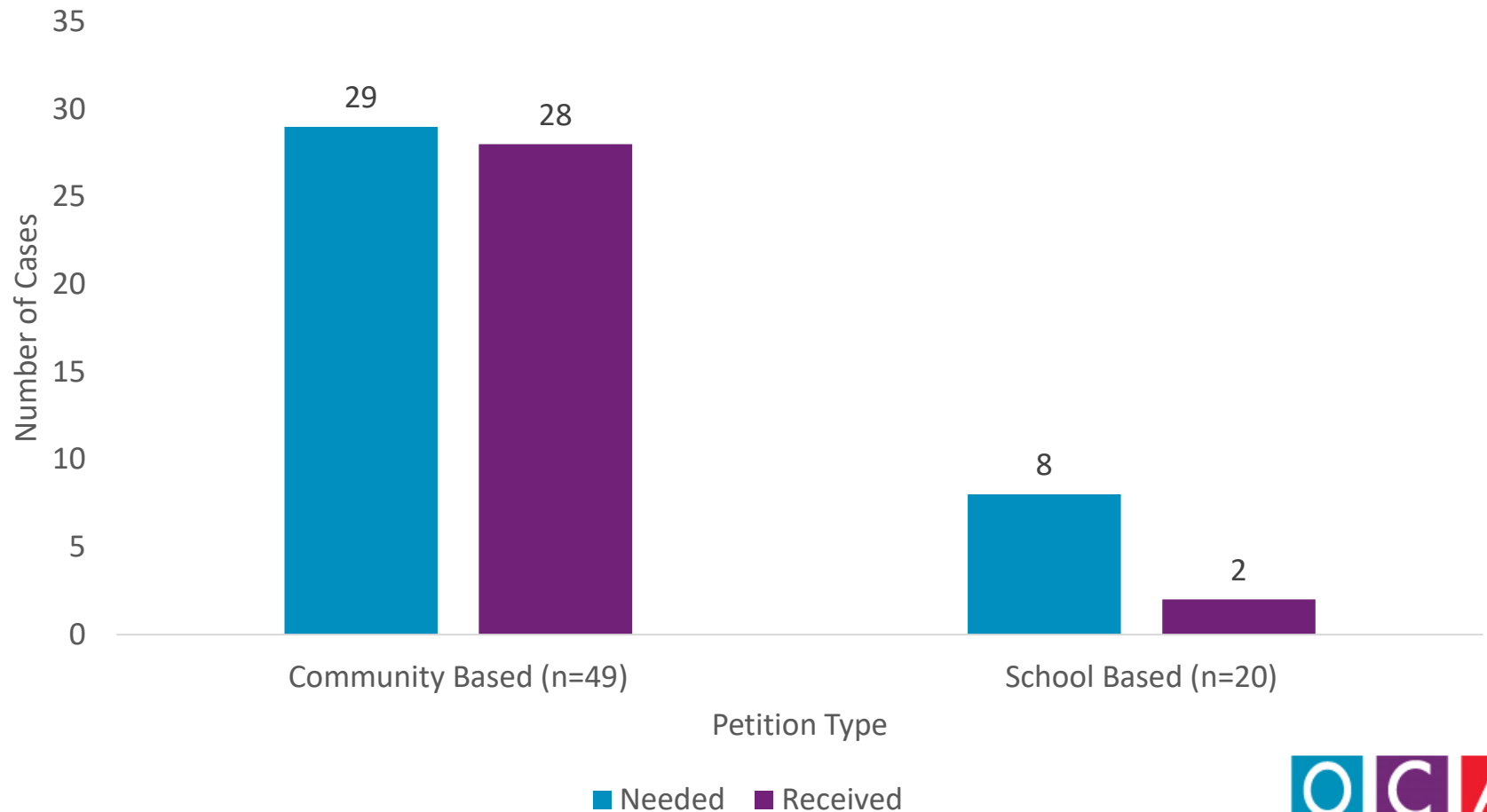
24% of Cases that Needed Mental Health, Physical Health, or Disability-Related Services Did Not Receive Them



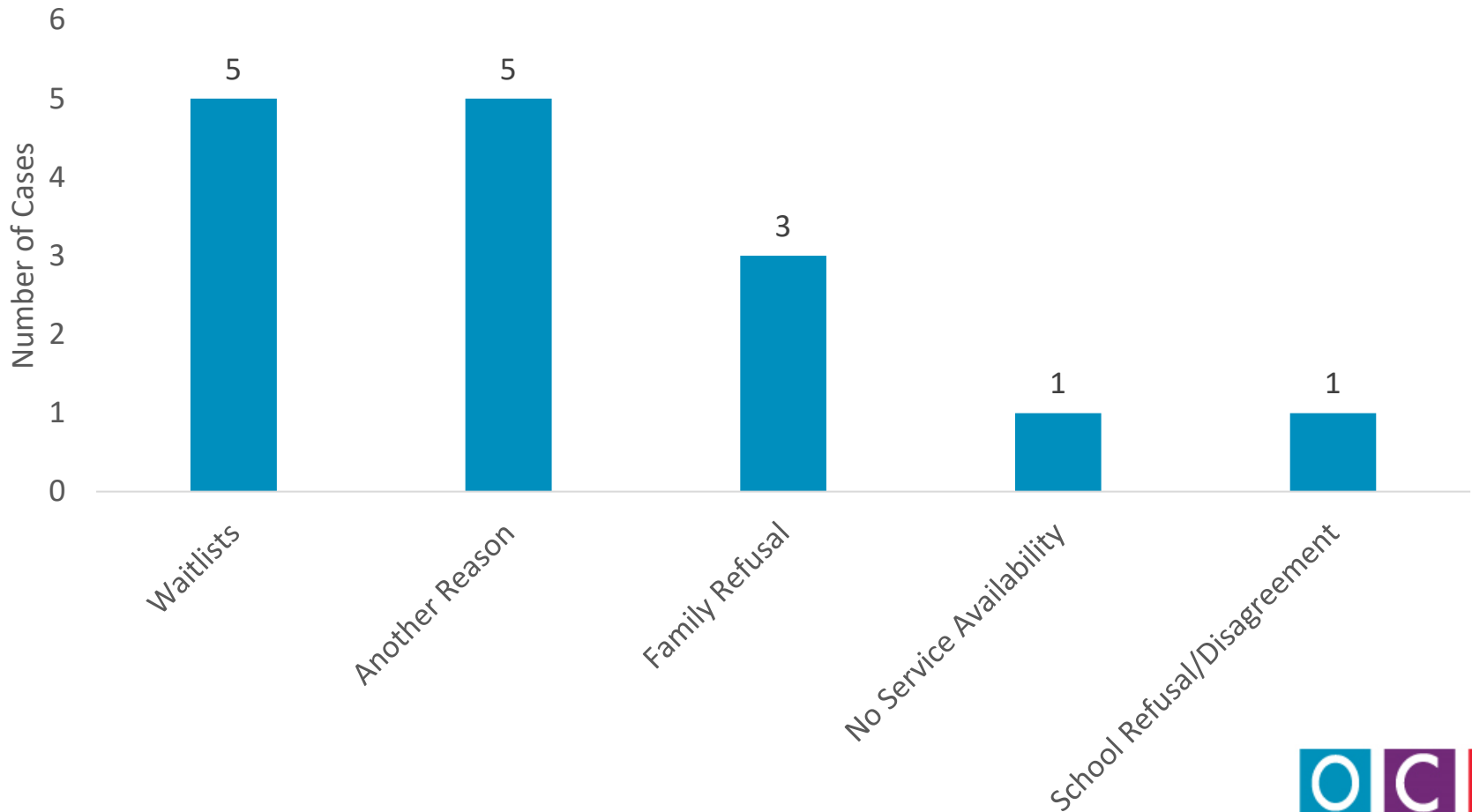
Reasons for Discrepancy: Mental Health, Physical Health and Disability-Related Services



19% of Cases that Needed Out of Home Placements Did Not Receive Them



Reasons for Discrepancy: Out of Home Placements



School-based Petitions had Higher Rates of Discrepancies Across Areas Compared to Community-based Petitions

Need Area	Percent of Petition Type that Needed Support that Did Not Receive Support by Need Area	
	Community Based Petitions	School Based Petitions
Mentoring and enrichment programs	62%	62%
Family supports and basic needs	41%	44%
Education and employment	18%	37%
Mental health, physical health and disability related	22%	29%
Out of home placements	3%	75%



1. What **surprised** or stuck out to you in the data presented?
2. What questions do you still have about the types of services youth with CRAs may need compared to what they receive through the CRA process?

Many Youth Have Multiple Needs and Receive Many Services

Many youth have complex needs: 55% (n=38) of cases reviewed involved youth with 4 or 5 areas of need

Number of Categories of Need	Number of Youth
5	22
4	16
3	17
2	7
1	3
0	4

Many youth received multiple supports/ interventions: 39% (n=27) of cases reviewed had 5 or more services/interventions provided

Number of Services/Interventions Provided	# of Cases
No Services/Interventions Received	14
One - Four	28
Five - Eight	16
Nine - Twelve	8
Thirteen - Seventeen	3

20% (n=14) of Youth Received No Services/Supports through the CRA Process

Petition Types: 10 stubborn, 4 truancy

Length of Time:

- > 90 Days = 4
 - 91-180 Days = 8
 - 181- 270 = 0
 - 271 – 360 = 2
-
- For one youth, this was not their first CRA. (4 others it was unknown whether this was their first CRA petition or not)
 - For 8 youth, the respondent identified a need for support to prevent future delinquent involvement



What other questions do you have about the case file review?

Proposed Solutions Heard in Interviews

If you had a magic wand and could change anything about the CRA system, what would you do?

Five were discussed as a group in February

Expanding Prefiling
Interventions

Promoting Inter-
agency
Collaboration

Restructuring Out-
of-home Placement
Options

Reducing/Changing
Size & Scope of CRA
System

Data &
Administrative
Changes

Expanding Services
& Workforce

Today we'll discuss the 6th category— *expanding services and workforce*

Expanding Prefiling
Interventions

Promoting Inter-
agency
Collaboration

Restructuring Out-
of-home Placement
Options

Reducing/Changing
Size & Scope of CRA
System

Data &
Administrative
Changes

Expanding Services
& Workforce

“Magic wand” Responses: System Level Solutions

- More beds for youth with MH/BH needs (inpatient, residential, emergency)
- Increase in services (MST, Mobile Crises) and whenever possible put them in a centralized location like an FRC
- Increase connections between community organizations, providers and other services to MassHealth/CBHI
- Universal waitlist online for services/ treatment placements and ability to view bed availability/waitlists

“Magic wand” Responses Pre- CRA Filing

- Must go to FRC before CRA filing
- More FRCs across the state
- More services offered in-house at FRCs (e.g., more direct care MH services, substance abuse disorder treatment)
- Increased service connection at each FRC
- FRCs hire a social worker court liaison in every court
- Annual and ongoing outreach by FRCs to schools, communities, and courts
- MHAP for Kids attorneys at each FRC
- Establish the FRC as community hub and convener
- Re-allocate court funds to community-based organization and FRCs
- Expand DCF Voluntary

“Magic wand” Responses: Post CRA- Filing

- DMH should expand eligibility for youth with CRAs
- DCF should take over all CRAs
- Dedicated line item to fund more services specifically reserved for youth with CRA filing to increase access to services (e.g., MST, Mobile Crises, peer support, therapeutic mentors, MH/BH supports beyond traditional therapy)
- Incentivize agencies to work together (i.e., shared funding/services)
- Put all CRA services in a centralized location like an FRC
- Increase connections with MassHealth/CBHI through the CRA and Juvenile Court process (e.g., MassHealth court liaisons)
- Trainings (more and better) for: CRA Attorneys, Judges, Attendance Officers, Probation Officers on what the CRA system is and what it can/can't do

Next Meeting Date

June 16, 2022

1:00pm-2:30pm

Virtual Meeting

For virtual meeting information, email Morgan Byrnes at Morgan.Byrnes@mass.gov

*2022 CBI Subcommittee meetings are on the
3rd Thursday of the month 1:00pm-2:30pm.*

Contact

Melissa Threadgill

Director of Strategic Innovation

melissa.threadgill@mass.gov

617-979-8368

Kristi Polizzano

Juvenile Justice Program Manager

Kristine.Polizzano@mass.gov

617-979-8367